



High Pressure Equipment

Ball Valves and Subsea Ball Valves

10,000, 15,000 & 20,000 psi service

HiP offers two styles of ball valves (free floating and severe duty trunion) to provide shut-off of liquid or gas flow through 20,000 psi. These valves are available in two-way and three-way configurations, as well as a diverter style in trunion valves.

Subsea Ball Valves are designed for the extreme pressures and harsh environments commonly found in the offshore oil and gas industry. HiP offers the industry's broadest line of subsea ball valves for 10, 15 and 20,000 psi.

Relief Valves

60,000 psi service

Relief Valves are engineered to protect a system from over-pressure damage and failure. Relief Valves are available in metal seat, soft seat and field adjustable styles in a variety of pressures ranges up to 60,000 psi. HiP relief valves are now available with CE marking. These products will proudly be marked with the CE symbol, signifying they comply with the stringent requirements of the Pressure Equipment Directive (PED).

Block & Bleed Valves

20,000 psi service

High Pressure Equipment has developed a line of block and bleed needle valves, double block and bleed needle valves, and double block and bleed ball valves to provide an excellent method of blocking, bleeding and calibrating pressure gauges and transmitters.



Ball Valves Index

Free Floating Ball Valves	70
Severe Duty Trunion Style Ball Valves	71-72
Ball Valve Actuators	73
Subsea Ball Valves	74-77

Relief Valves Index

Metal Seat Relief Valves	78
Soft Seat Relief Valves	79
Field Adjustable Relief Valves	80

Block & Bleed Valves Index

Block and Bleed Needle Valves	81
Double Block and Bleed Needle Valves	82
Double Block and Bleed Ball Valves	83

Relief Valves

Metal Seat Relief Valves (Factory Set)

Relief valves are offered in pressure ranges: 1,500 through 60,000 psi.

Standard materials include 316 stainless steel bodies and removable seat glands with 17-4PH stainless steel removable stem and stem seats. Standard O-ring material on the stem is Viton Valves may be used up to 400°F.

Inlet connections are for $\frac{9}{16}$ " O.D. tubing (HF9) with adapters for other sizes available. Outlet connections are $\frac{1}{2}$ " NPT.

These valves are not recommended for use below 1,500 psi, and are not readily adjustable in the field without proper test equipment. Pressure settings are made at the factory and valves are tagged accordingly.

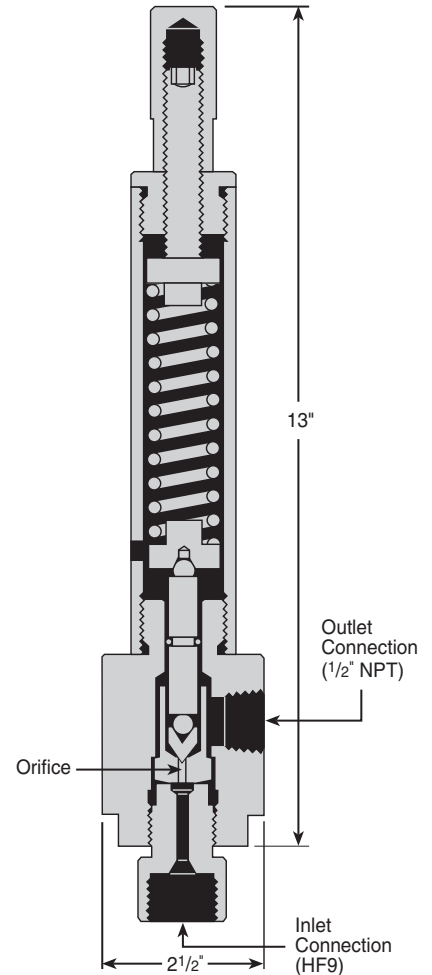
To order, simply specify catalog number and set pressure.

- Metal Seated - Catalog Number: 402633
- Minimum Temperature: 0°F
- Maximum Temperature with standard Viton O-ring: 400°F
- Maximum Temperature with Kalrez O-ring: 500°F

Metal Seat Relief Valves (Factory Set)

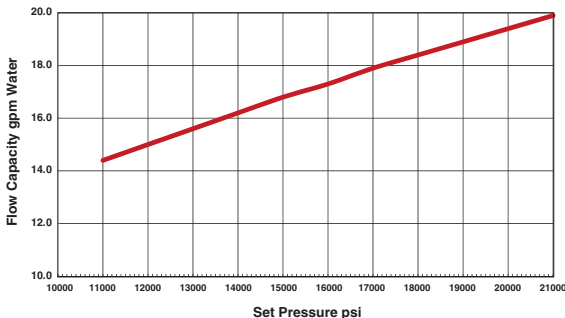
Pressure Range	Orifice Size	Type of Service*	Assembly Part No.	Max Flow Capacity H ₂ O (GPM)
1,500 to 2,999 psi	1/4"	GAS OR LIQUID	402633-03	13
3,000 to 10,999 psi	1/4"	GAS OR LIQUID	402633-10	25
11,000 to 20,999 psi	3/16"	GAS OR LIQUID	402633-20	20
21,000 to 30,000 psi	1/8"	GAS OR LIQUID	402633-30	10
30,001 to 45,000 psi	7/64"	GAS OR LIQUID	402633-45	10
45,001 to 60,000 psi	3/32"	GAS OR LIQUID	402633-60	8

*Valves not bubble tight on gas service.



9

402633-20 Relief Valve (Factory Set)



CE Marked Relief Valves

HiP relief valves are now available with CE marking. These products will proudly be marked with the CE symbol, signifying they comply with the stringent requirements of the Pressure Equipment Directive (PED). To order, add -CE to your relief valve part number.

Soft Seat Relief Valves (Factory Set)

Relief valves are offered in pressure ranges: 1,500 through 25,000 psi.

Standard materials include 316 stainless steel bodies and removable seat glands with 17-4PH stem and seal ring. Standard O-ring material on the stem is Viton. The seat material is Peek. Valves may be used up to 400°F with standard Viton O-ring or 450°F with the Kalrez O-ring option.

Inlet connections are for 9/16" O.D. tubing (HF9) with adapters for other sizes available. Outlet connections are 1/2" NPT. These valves are not recommended for use below 1,500 psi, and are not readily adjustable in the field without proper test equipment. Pressure settings are made at the factory and valves are tagged accordingly.

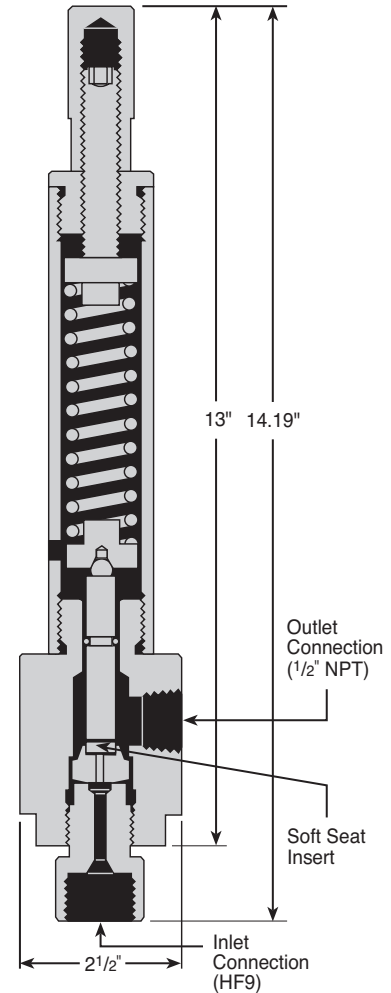
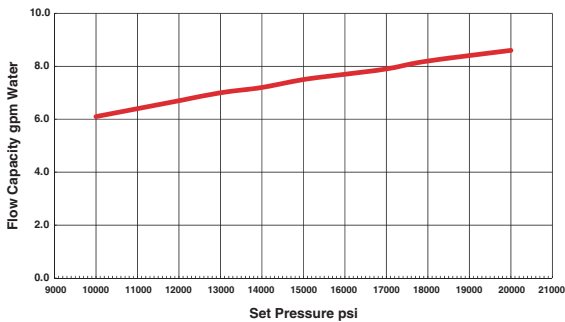
To order, simply specify catalog number and set pressure.

- Soft Seat - Catalog Number: 602923
- Minimum Temperature: 0°F
- Maximum Temperature up to 10,000 psi is 300°F
- For set pressures between 10,001 to 25,000 psi the Maximum Temperature with standard Viton O-ring: 400°F
- For set pressures between 10,001 to 25,000 psi the Maximum Temperature with Kalrez O-ring: 450°F

Soft Seat Relief Valves (Factory Set)

Pressure Range	Orifice Size	Type of Service	Assembly Part No.	Max Flow Capacity H ₂ O (GPM)
1,500 to 2,999 psi	3/16"	GAS OR LIQUID	602923-03	8
3,000 to 9,999 psi	3/16"	GAS OR LIQUID	602923-10	14
10,000 to 19,999 psi	1/8"	GAS OR LIQUID	602923-20	8
20,000 to 25,000 psi	1/8"	GAS OR LIQUID	602923-25	10

602923-20 Soft Seat Relief Valve (Factory Set)



9

CE Marked Relief Valves

HiP relief valves are now available with CE marking. These products will proudly be marked with the CE symbol, signifying they comply with the stringent requirements of the Pressure Equipment Directive (PED). To order, add -CE to your relief valve part number.

Relief Valves

Relief Valves (Field Adjustable)

Relief valves are offered in pressure ranges: 1,000 through 20,000 psi.

Standard materials include 316 stainless steel bodies and seat glands. Standard O-ring material is EPDM, with teflon packing and nylon seats.

Inlet connections $\frac{1}{4}$ " NPT-HIP-10RV; HF4-HIP-20RV. Outlet connections are $\frac{1}{4}$ " NPT.

These valves are not recommended for use below 1,000 psi, and are readily adjustable in the field.

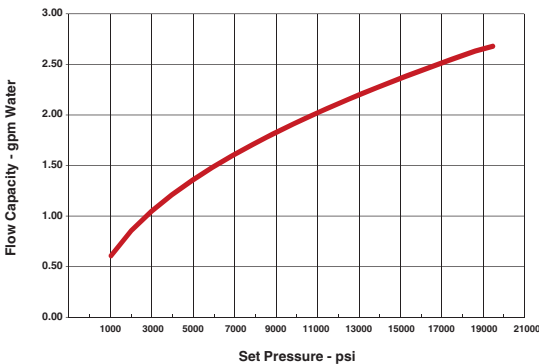
To order, simply specify catalog number. Example: HIP-10RV

- Metal Seated - HIP-10RV and HIP-20RV
- Seat Material: Nylon standard, Peek optional
- Minimum Temperature: 0°F
- Maximum Temperature with standard EPDM: 350°F
- Maximum Temperature with Peek seats: 450°F
- Maximum Temperature Kalrez O-rings: 450°F

Relief Valves (Field Adjustable)

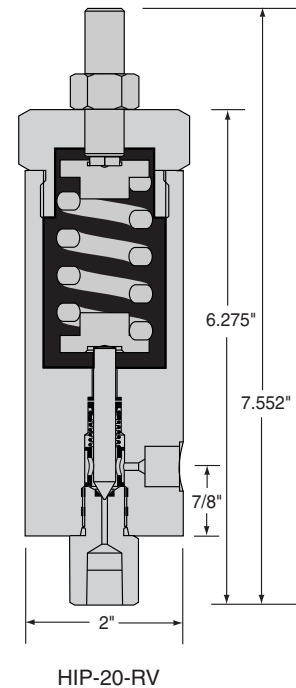
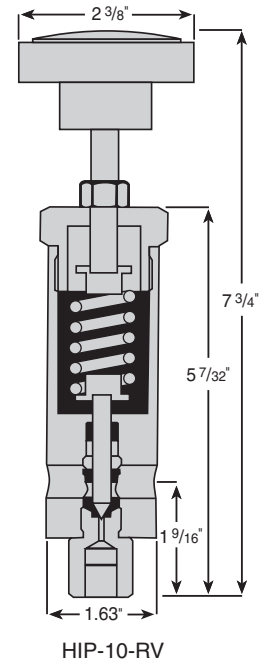
Pressure Range	Orifice Size	Type of Service	Part number	Cv
1,000 to 10,000 psi	0.070	GAS OR LIQUID	HIP-10RV	.12
10,001 - 20,000 psi	0.070	GAS OR LIQUID	HIP-20RV	.12

HIP 10RV & HIP 20RV Relief Valves (Field Adjustable)



CE Marked Relief Valves

HiP relief valves are now available with CE marking. These products will proudly be marked with the CE symbol, signifying they comply with the stringent requirements of the Pressure Equipment Directive (PED). To order, add -CE to your relief valve part number.



*Please note HIP-20RV does not have handle, the valve is shipped with $\frac{1}{2}$ -13" set screw.